

All information contained herein applies only to the above listed part number. Other versions of this part number with electrical or mechanical variations are available. Contact CUI Inc. for further assistance. 9615 SW Allen Blvd., Ste. 103, Beaverton OR 97005
 800-275-4899 • 503-643-4899 • Fax: 503-643-6129 • www.cui.com

1. MECHANICAL SPECIFICATION:

- 1.1 Apperance:Damage, Rust, Foam not permitted.
- 1.2 Pull Test for output cord: The output cord shall withstand a direct pull of 10 Kg applied for one minute without loosening, snapping and other damages.
- 1.3 Drop Test: The unit shall comply with article 2.4 without exposing live parts by crack or open of enclosure even if the unit shall dropped at 3 times from height of 91.5cm onto a flat oak+plywood board which is 60mm thick.

2. ELECTRICAL CHARACTERISTICS:

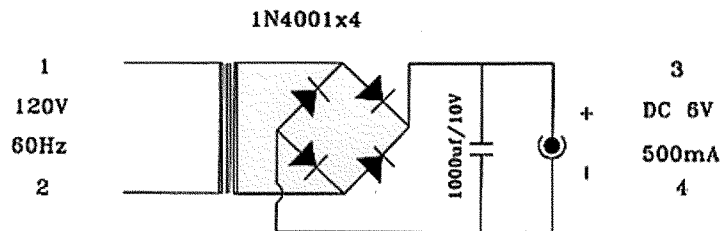
- 2.1 Primary rated voltage & frequency & power rating: 120 V 60 Hz 8 W.
- 2.2 Exciting Current:Input primary 120 V 60 Hz 70 mA MAX.
- 2.3 Secondary output voltage:

Input Voltage	Output Voltage	Rated Current	No Load Voltage	Ripple Voltage
120V	DC 6V±5%	DC 500 mA		

- 2.4 Hi-Pot Test: Input 60Hz 1500 V for one minute between primary blades and output plug.between primary to Core.1000 V for one minute between secondary to core. (Leakage curren:1 mA.)
- 2.5 Insulation Test: Insulation resistance between input and output plug and case, shall not be less than 100M ohms measured by 500 VDC insulation resistance tester.
- 2.6 Humidity Test: Temp 40±2°C relative humidity 90% R.H. for 96 hours, after keeping 30 minutes following insulation must be large than 5M ohms.
- 2.7 Temperature Rise Test:less than 70°C for rated test with Resistance method.

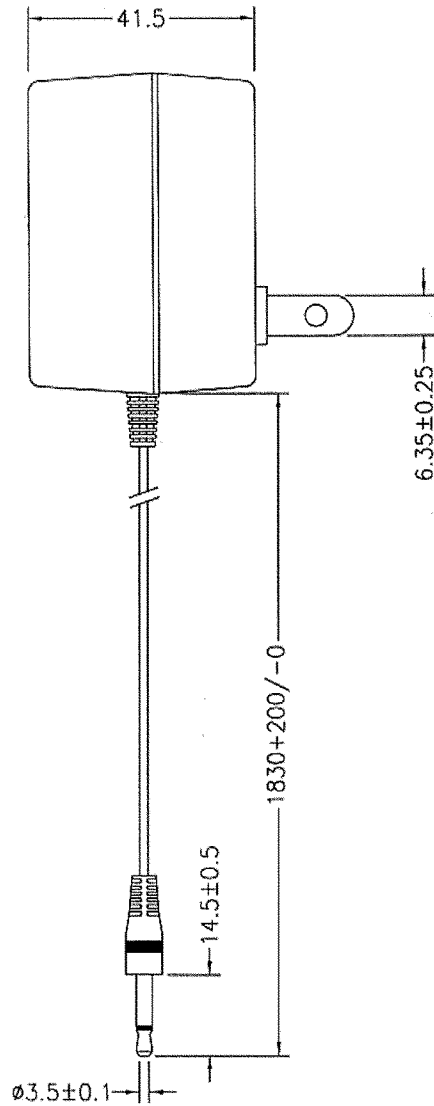
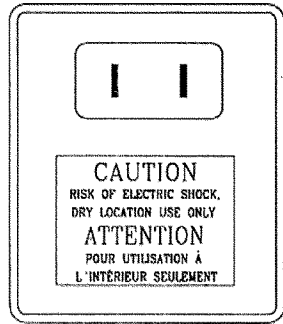
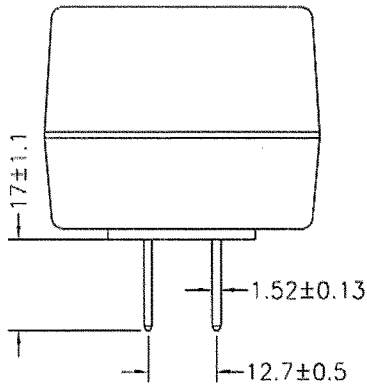
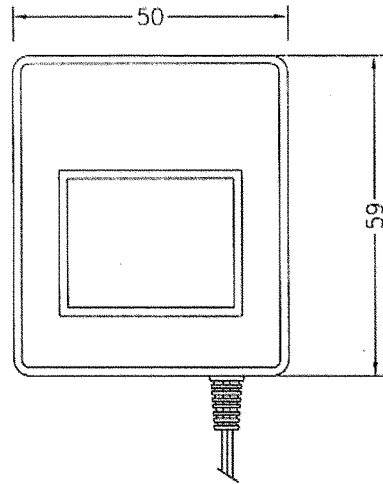
3. Safety Standard: UL/CSA.

4. Circuit Diagram:



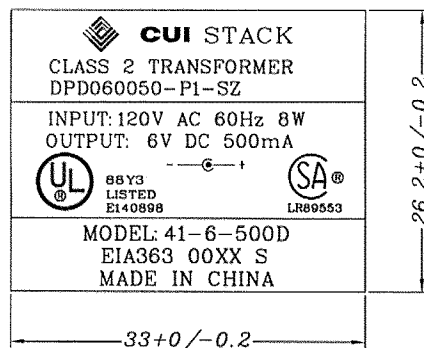


All information contained herein applies only to the above listed part number. Other versions of this part number with electrical or mechanical variations are available. Contact CUI Inc. for further assistance. 9615 SW Allen Blvd., Ste. 103, Beaverton OR 97005
800-275-4899 • 503-643-4899 • Fax: 503-643-6129 • www.cui.com





All information contained herein applies only to the above listed part number. Other versions of this part number with electrical or mechanical variations are available. Contact CUI Inc. for further assistance. 9615 SW Allen Blvd., Ste. 103, Beaverton OR 97005
800-275-4899 • 503-643-4899 • Fax: 503-643-6129 • www.cui.com



REMARKS: 00XX S

00 provides production year
xx provides production week
s Fu Yong

Adhesion strength of specification label (Tape peeling test)
Firmly apply pressure sensitive adhesive tape on the middle
of the specification label to the lengthwise direction
Pull the tape off quickly at a 90° angle to the surface of
the label once.

[Specification] There shall be no blistering or peeling
of the specification label.

[Used adhesive tape] 3m #44 Tape 18 width

Thickness: 0.2mm

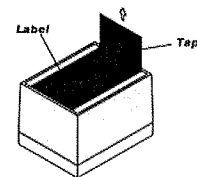
Material: PVC

ALUMINIUM

BLACK WORD ON SILVER BASE

SILVER WORD ON BLACK BASE

WHITE WORD ON BLACK BASE



SPEC NO: T-307



CUI INC

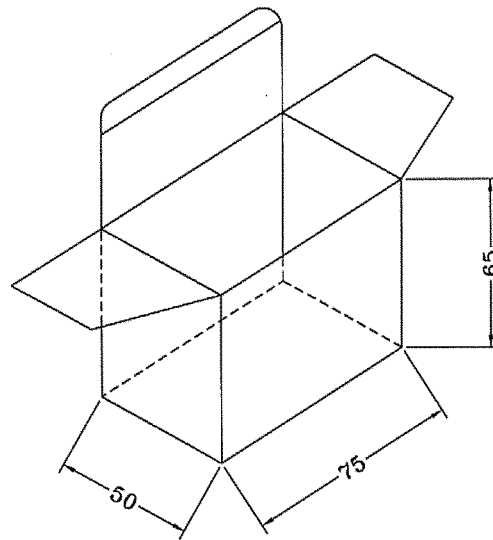
PAGE NO: 4 of 4

PART NO: DPD060050-P1-SZ

UNIT: mm

DATE: 03/19/00

All information contained herein applies only to the above listed part number. Other versions of this part number with electrical or mechanical variations are available. Contact CUI Inc. for further assistance. 9615 SW Allen Blvd., Ste. 103, Beaverton OR 97005
800-275-4899 • 503-643-4899 • Fax: 503-643-6129 • www.cui.com



UNIT: mm